











PUBLIC TRANSPORT

-  TRAIN | Werribee Station | Wyndham Vale Station
-  BUS | Route 190
-  BICYCLE | Bicycle racks available at the venue
-  Main entry and exit for Eagle Stadium
-  Main family entrance into the building
-  Schools group entrance into the building

PARKING LEGEND

-  CAR | Only park in nominated parking zones
-  Main carpark
450 Parking spaces
Zone 1 : 195 parking spaces
Zone 2 : 115 parking spaces
Zone 3 : 140 parking spaces
-  Southern Carpark
55 parking spaces, including bus parking
-  Overflow Carpark
100 - 150 parking spaces
-  No parking area
-  Drop-off zones

